

Third of February Working Group

Report
on the Third of February Homeless
Survey in Hungary - 2012

summary:

Peter Gyori – Andrea Szabó

FEANTSA

Data Collection Working Group

March 2012

"Home for All!"

Report

on the Third of February Homeless Survey in Hungary - 2012

Ten thousand people are living in a homeless shelter at a given time

Officially licensed number of beds for homeless February 2012			
City	Homeless hostel (E 3.1.)	Night shelter (E 2.1.)	Total
Budapest	3026	2070	5096
Other cities	2556	2553	5109
Total	5582	4623	10205

"Home for All!"

Here, in this country!

Report

on the Third of February Homeless Survey in Hungary - 2012

More than ever, municipalities, organizations, homeless people (8,641 people) took part in the "3 February" survey

Number of respondent homeless people on 3th February 2012			
City	In Hostel (E 2.1., 3.1.)	Rough sleepers (E 1.)	Total
Budapest	2907	876	3783
Other cities	3395	1463	4858
Total	6302	2339	8641
Third of February Working Group 2012			

All in all, 60% of the people living in homeless hostels (6,302 people) took part in the 2012th annual survey

"Home for All!"

Here, in this country!

Report

on the Third of February Homeless Survey in Hungary - 2012

On 3th February 2012

Ψ In Budapest, 77% of the respondents lived in some type of homeless accommodation

Ψ In Budapest about 5,000 people slept in homeless hostels (from this 1,700 people slept in the night shelters) and – according to the report of the service providers – 1200 people slept rough

Ψ In the countryside, 70% of the respondents lived in in some type of homeless accommodation

Ψ In the countryside – according to the report of the service providers - 2,100 people slept in night shelters

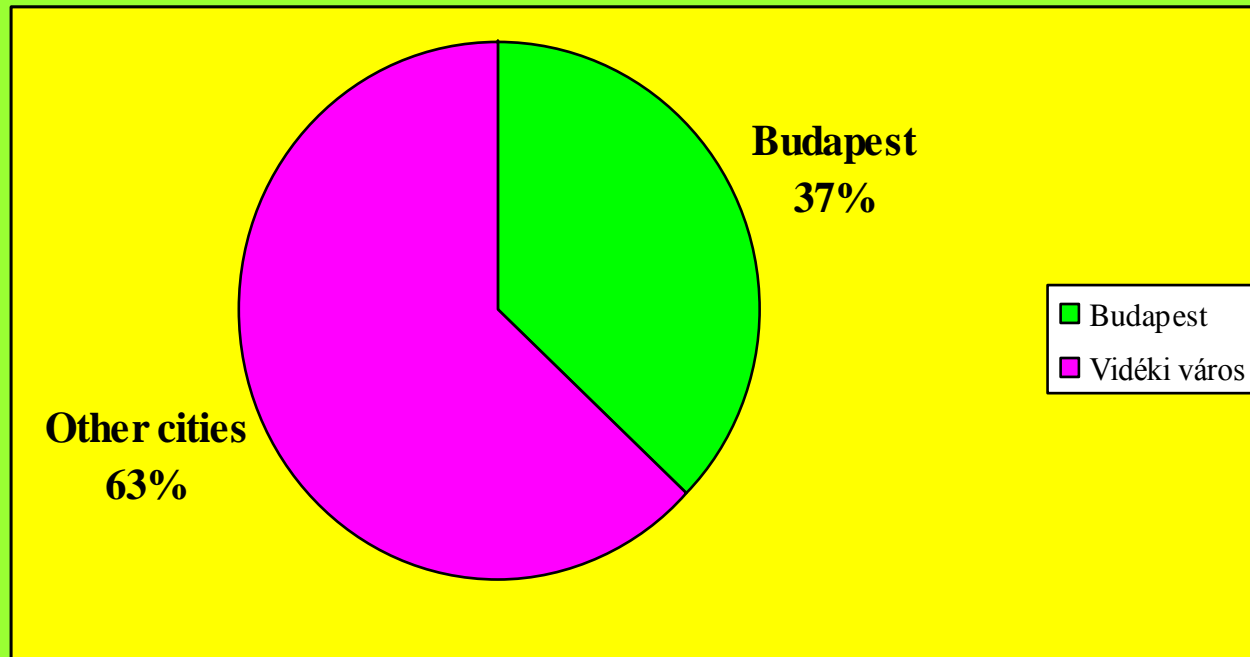
"Home for All!"

Here, in this country!

Report

on the Third of February Homeless Survey in Hungary - 2012

Two-thirds of the respondent rough sleepers live in other cities



"Home for All!"

Here, in this country!

Report

on the Third of February Homeless Survey in Hungary - 2012

More people were found living rough in other cities than in Budapest
in the last five years

Number of respondent rough sleepers on 3th February 2012					
City	2008	2009	2010	2011	2012
Budapest	1189	1360	1252	1150	876
Other cities	1376	1502	1816	1720	1463
Total	2565	2862	3068	2870	2339
Third of February Working Group 2012					

"Home for All!"

Here, in this country!

Report

on the Third of February Homeless Survey in Hungary - 2012

Either in Budapest and the countryside also the number of respondent rough sleepers declined significantly in 2012

The number of rough sleepers respondents in Budapest reduced for the last three years

The number of rough sleepers respondents in the countryside reduced for the last two years

What could be the cause of this?

"Home for All!"

Here, in this country!

Report

on the Third of February Homeless Survey in Hungary - 2012

What could be the cause of this?

On the 2012 3th February many people were seeking some kind of roof (eg. by friends, in cellars, basements, or in emergency shelters) because of the sudden, unusually large cold front and snowstorm

This winter targeted social interventions started to promote accommodation options for rough sleepers

New - temporary - sites have been opened by the disaster protection organisations

Many people were in hiding from the law enforcement measures

The outreach services focused on saving lives rather than fill the questionnaires because of the extreme weather

"Home for All!"

Here, in this country!

Report

on the Third of February Homeless Survey in Hungary - 2012

The sudden and
unusually cold
weather on 2012 3th
February

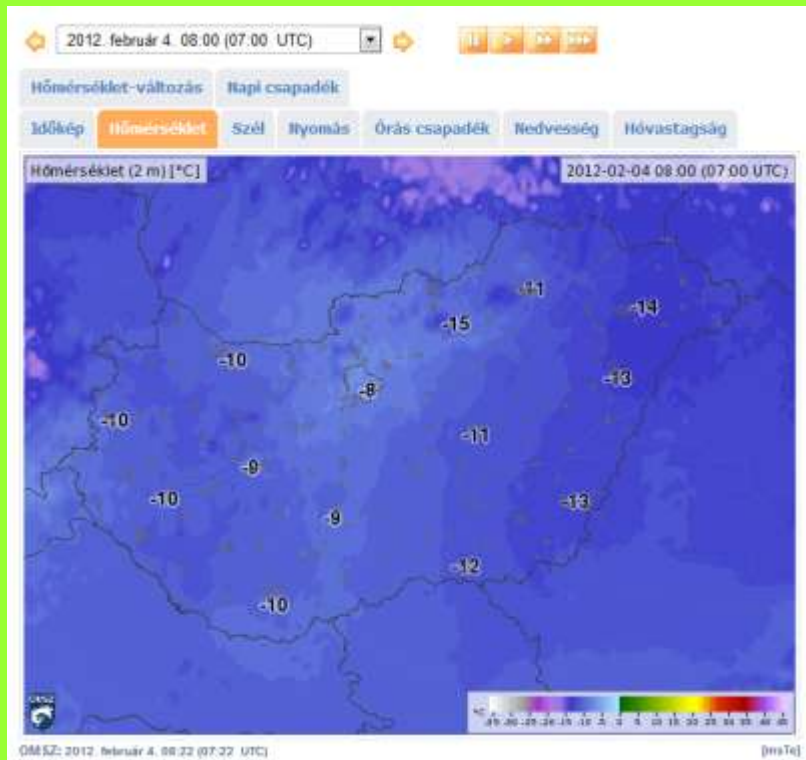


"Home for All!"

Here, in this country!

Report

on the Third of February Homeless Survey in Hungary - 2012



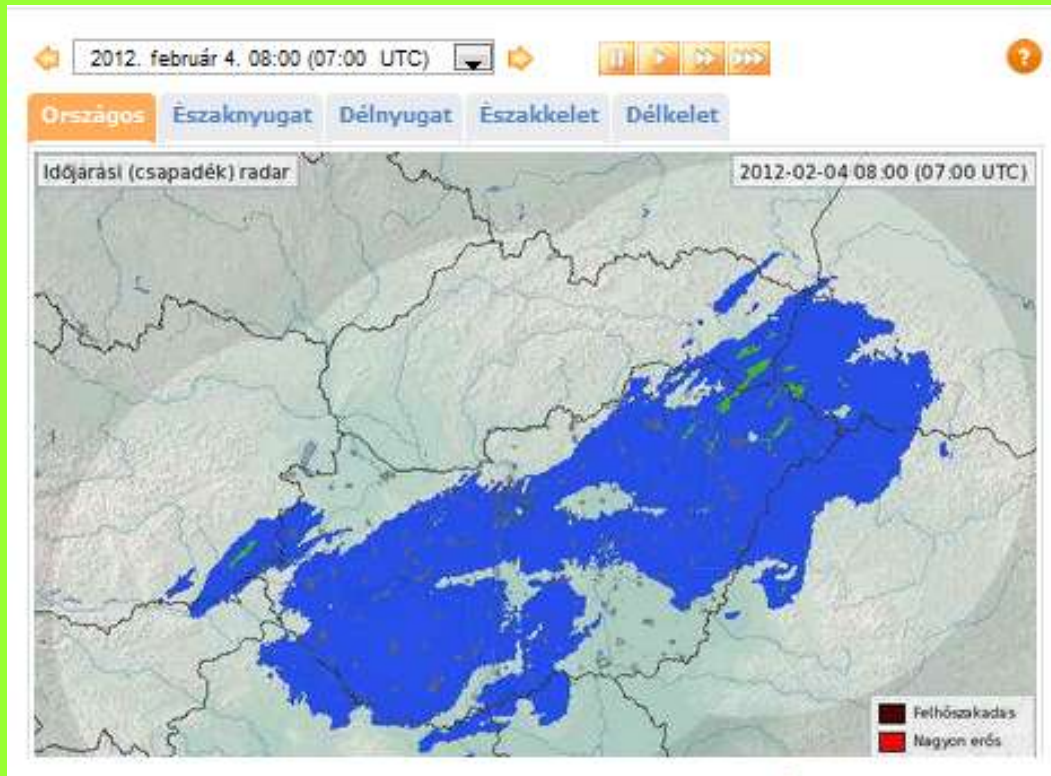
Temperature, and snowstorm 8 AM on 4th of February

"Home for All!"

Here, in this country!

Report

on the Third of February Homeless Survey in Hungary - 2012



2012th February 4
from a large snowfall
began at dawn

Extend of the
snowstorm 8 AM 4th
of February

"Home for All!"

Here, in this country!

Report

on the Third of February Homeless Survey in Hungary - 2012

City	Homeless hostel (E 3.1.)	Night shelter (E 2.1.)	Other shelter	Rough sleepers (E 1.)	Total
Ajka	27	10		39	76
Baja	15				15
Balassagyarmat	20			50	70
Békés	42				42
Békéscsaba	9			2	11
Debrecen	55	108	17	172	352
Derecske		12			12
Dunaújváros	29	45			74
Eger				26	26
Gyöngyös	13	23		8	44
Győr	127	26	90	100	343
Gyula	10	20		13	43
Hatvan		29		7	36

The 2012th
February 3 of the
survey 54 rural
urban homeless
service providers
took part!

"Home for All!"

Here, in this country!

Report

on the Third of February Homeless Survey in Hungary - 2012

City	Homeless hostel (E 3.1.)	Night shelter (E 2.1.)	Other shelter	Rough sleepers (E 1.)	Total
Hódmezővásárhely	20	26			46
Jánoshalma		11			11
Kaposvár	2	55		166	223
Kazincbarcika		60			60
Kecskemét	12	28	34	63	137
Keszthely				11	11
Kiskunfélegyháza	6	19			25
Kiskunmajsa	35				35
Kisvárd	21				21
Komárom	10	11			21
Komló	30				30
Kőszeg	30				30
Mezőkövesd		27			27
Miskolc	153	78	70	121	422

Even in the extreme cold there were settlements, where more rough sleepers were found compare to the accommodations, or more than one hundred people spent the night without shelter!

"Home for All!"

Here, in this country!

Report

on the Third of February Homeless Survey in Hungary - 2012

City	Homeless hostel (E 3.1.)	Night shelter (E 2.1.)	Other shelter	Rough sleepers (E 1.)	Total
Mór	30				30
Mosonmagyaróvár	41				41
Nagykanizsa	31	47		22	100
Nyíregyháza	18	50	46	59	173
Orosháza	7	21			28
Oroszlány		73			73
Ózd	34	10		5	49
Pécs	50	77	44	10	181
Salgótarján	30	9			39
Sárbogárd	20				20
Sárospatak	16				16
Sátoraljaújhely		24		4	28
Siófok		52			52

Debrecen 172,
Győr 100,
Kaposvár 166,
Miskolc 121

people were
sleeping in public
places even in this
very cold night.

"Home for All!"

Here, in this country!

Report

on the Third of February Homeless Survey in Hungary - 2012

City	Homeless hostel (E 3.1.)	Night shelter (E 2.1.)	Other shelter	Rough sleepers (E 1.)	Total
Sopron	10	38		21	69
Szarvas				14	14
Szeged	45	97		78	220
Székesfehérvár	182	76		0	258
Szekszárd	5	12		10	27
Szentes	15	12			27
Szolnok	13	53		65	131
Szombathely	60	40	26	4	130
Tata		71			71
Tatabánya	41	35	38	30	144
Tiszaújváros	13				13
Várpalota	48			32	80
Veszprém	35	29	47	78	189
Zalaegerszeg	25	43		38	106

The accomodation of homeless people not only a „problem of Budapest”.

“Home for All!”

Here, in this country!

Report

on the Third of February Homeless Survey in Hungary - 2012

Therefore this was one of the coldest day in this winter, it can be assumed the lowest number of people were sleeping rough

Despite the extreme weather on this single day about two and half thousand people spent the night without shelter (that we know of) in the country!

"Home for All!"

Here, in this country!

Report

on the Third of February Homeless Survey in Hungary - 2012

Five years - both in Budapest and the countryside - a significant increase in the number of respondents in shelters.

In the countryside the number of service providers and the number of services participating in the survey increased significantly.

Number of respondent homeless people on 3th of February (2008 – 2012)

City	In Hostel (E 2.1., 3.1.)					Rough sleepers (E 1.)					Homeless Total				
	2008	2009	2010	2011	2012	2008	2009	2010	2011	2012	2008	2009	2010	2011	2012
Budapest	2003	2326	2658	2137	2907	1189	1360	1252	1150	876	3192	3686	3910	3287	3783
Other cities	1705	1933	2293	2192	3395	1376	1502	1816	1720	1463	3081	3435	4109	3912	4858
Total	3708	4259	4951	4329	6302	2565	2862	3068	2870	2339	6273	7121	8019	7199	8641

Third of February Working Group 2012

"Home for All!"

Here, in this country!

Report

on the Third of February Homeless Survey in Hungary - 2012

Cities participating every year	Number of respondent homeless people				2012/2011	
	2009	2010	2011	2012	people	%
Debrecen	361	441	414	352	-62	-15%
Dunaújváros	137	336	201	74	-127	-63%
Győr	349	381	400	343	-57	-14%
Kecskemét	216	239	306	137	-169	-55%
Miskolc	503	409	595	422	-173	-29%
Nagykanizsa	120	133	92	100	8	9%
Nyíregyháza	176	234	239	173	-66	-28%
Pécs	368	488	497	181	-316	-64%
Szeged	212	342	363	220	-143	-39%
Székesfehérvár	256	277	270	258	-12	-4%
Szolnok	125	138	125	131	6	5%
Szombathely	149	145	154	130	-24	-16%
Tatabánya	71	199	174	144	-30	-17%
Veszprém	168	205	214	189	-25	-12%
Zalaegerszeg	107	115	85	106	21	25%
Total	3318	4082	4129	2960	-1169	-28%
Third of February Working Group 2012						

In each year participating cities generally reduced, or even significantly reduced the number of homeless people (including in particular the number of people living rough)

Here, in this country!

Report

on the Third of February Homeless Survey in Hungary - 2012

Between 2006 -2011, five years, more than
25 thousand Hungarian citizens

answered on „February 3” questionnaire, who were sleeping in homeless hostel or in public places on this day.

(The equivalent of a small Hungarian town - eg. Szentendre, Komló, Tata or Nagykőrös - population of!)

“Home for All!”

Here, in this country!

Report

on the Third of February Homeless Survey in Hungary - 2012

"Five years, more than 25 thousand Hungarian citizens"

They are the ones who were in a place where the care organization took part in the survey

They are the ones who responded as homeless

They are the ones who used a service on February 3

This suggests that in Hungary during those five years, tens of thousands of people found themselves in a situation that they could only sleep in an accommodation for the homeless, or in a public area.

Existing homeless services have helped tens of thousands of people in crisis during these five years.

"Home for All!"

Here, in this country!

Report

on the Third of February Homeless Survey in Hungary - 2012

**Nor can we forget that
between 2011 and February 2012**

An unknown number of families lost their homes due to eviction

Hundreds of thousands of families do not feel safe in their apartment because of the shadow of debt enforcement

Many more people experience homelessness for 365 days a year than on a single day.

**The 8641 homeless respondents, of whom 2,339 were rough sleepers,
are „only“ the tip of the iceberg.**

Even more people live in the absence of a safe home.

“Home for All!”

Here, in this country!

Report

on the Third of February Homeless Survey in Hungary - 2012

About the data recording

The survey is not the same as the "census" of homeless people.

The survey is voluntary, not all service providers and not all homeless people took part.

The survey covered only those people who are in connection with the services currently.

The aim of this survey is not to "count,,

The research aim is the analysis and comparison of the situation of homeless people in order to provide basic facts for professional and policy development.

"Home for All!"

Here, in this country!

Report

on the Third of February Homeless Survey in Hungary - 2012

**Third of February Homeless Survey in Hungary - 2012
was supported by:**

Homeless Foundation (HKA)
Joining Foundation (ÖKA)

BMSZKI,
Shelter Foundation, Foundation for Oliver Twist
and all the staff involved in these organizations

"Home for All!"

Here, in this country!

Report

on the Third of February Homeless Survey in Hungary - 2012

Members of the Third of February Working Group (2012):

*Breitner Péter, Fehér Boróka, Gróf András, Gurály Zoltán, Győri Péter,
Pelle József, Szabó Andrea, Varga Dóra*

www.menhely.hu

www.hajlektalanokert.hu

www.bmszki.hu

"Home for All!"

Here, in this country!